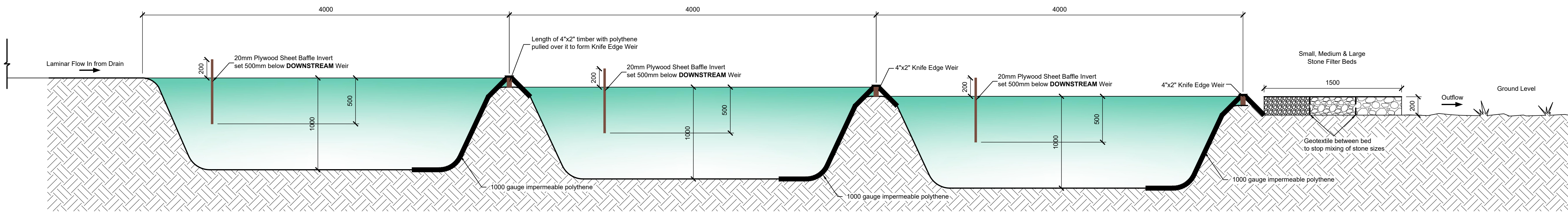


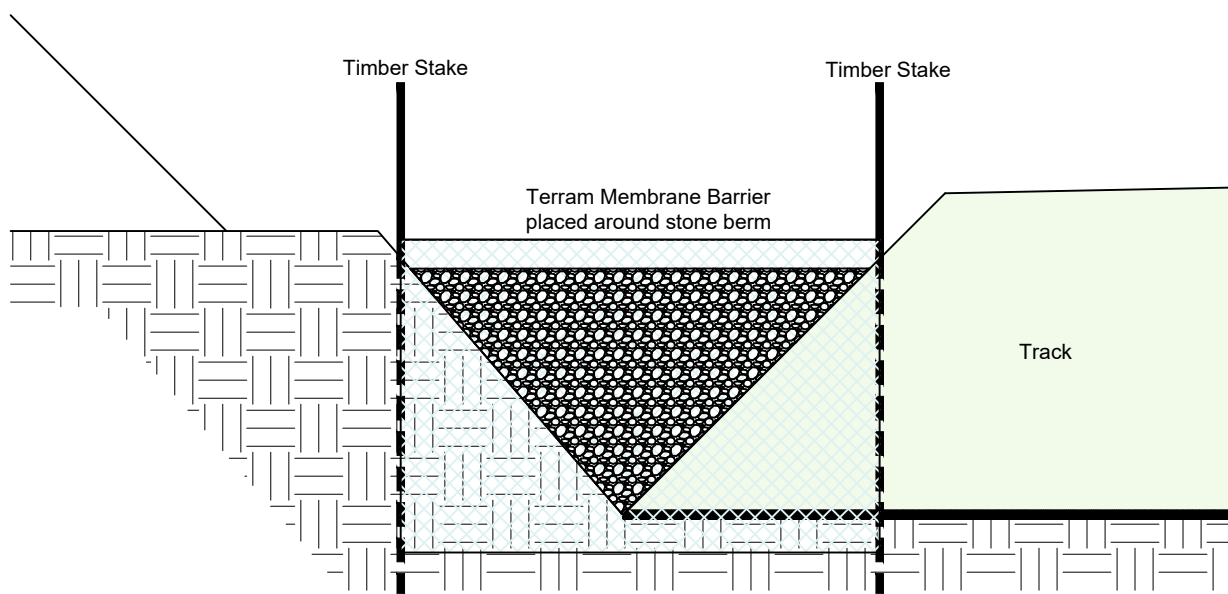
Plan View Of Silt Ponds (with Discharge To Drains Where Applicable) Scale 1:25



Section A-A Scale 1:25



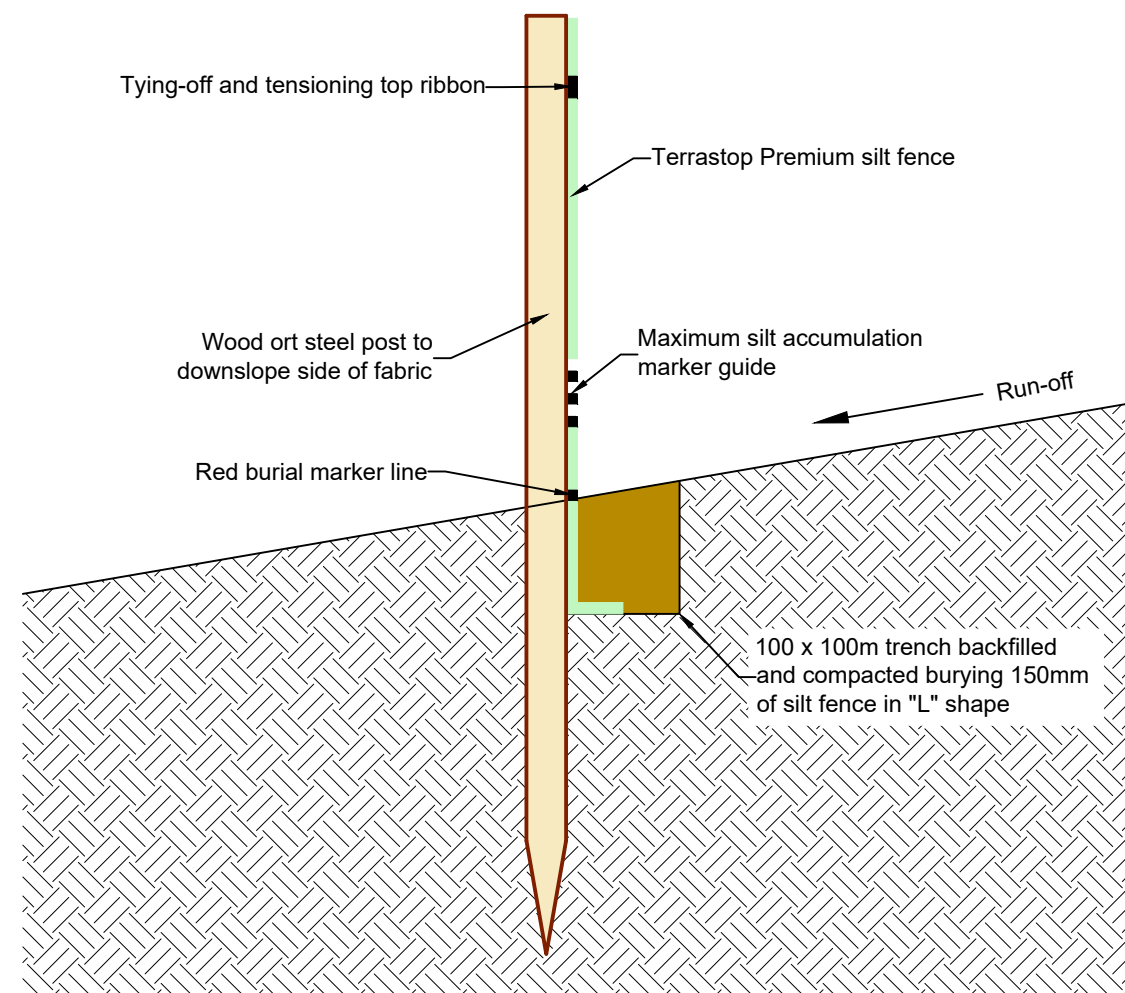
Baffle/Weir Detail



Sediment Fence Detail Scale 1:20



Completed Settling Pond System



Silt Fence Detail

DO NOT SCALE FROM THIS DRAWING. USE FIGURED DIMENSIONS IN ALL CASES. VERIFY DIMENSIONS ON SITE AND REPORT ANY DISCREPANCIES TO THE DESIGNERS IMMEDIATELY. THIS DRAWING TO BE READ IN CONJUNCTION WITH THE DESIGNERS SPECIFICATION. © THIS DRAWING IS COPYRIGHT AND MAY ONLY BE REPRODUCED WITH THE DESIGNERS PERMISSION.

NOTES:

1. ALL DRAWINGS ARE TO BE READ IN CONJUNCTION WITH ALL RELEVANT SPECIFICATIONS, BILLS OF QUANTITIES, ARCHITECTURAL, SERVICES AND ENGINEERING DRAWINGS.
2. ALL LEVELS ARE IN METRES RELATED TO ORDNANCE DATUM MALIN HEAD.
3. ANY DISCREPANCIES BETWEEN THESE DOCUMENTS SHALL BE BROUGHT TO THE ATTENTION OF THE ENGINEER.
4. DRAWINGS ARE NOT TO BE SCALED.
5. ALL DIMENSIONS ARE IN MILLIMETRES, UNLESS NOTED OTHERWISE.

PD1	06/03/25	ISSUED FOR PLANNING	JK	SH
REV	DATE	DESCRIPTION	BY	APP

PROJECT: BALLINLA WIND FARM

TITLE: DRAINAGE DETAILS

CLIENT: BALLINLA WIND FARM LIMITED



DRAWN: JK	CHECKED: SH	APPROVED: SH
PROJECT NUMBER: 23882	DATE: MAR' 25	SCALE @ A1: As Shown

STATUS DESCRIPTION: FOR APPROVAL	STATUS: S4
----------------------------------	------------

DRAWING NUMBER: 23882 - MWP - 00 - 00 - DR-C - 5406	REV: P01
---	----------